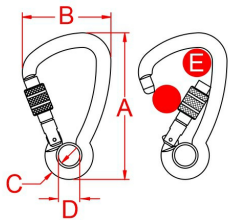


CARABINERS / CONNECTORS

# TANGO 360



NEW



## DOUBLE GATE CONNECTOR WITH SWIVEL

Tango 360 is the integration of our Tango connector with a highly efficient swivel and overload indicator that activates when stressed with a load between 200 and 300kg. It is a directional connector, designed to avoid twisting of ropes, lanyards and metal cables. The Double Gate safety system makes it easy to use and reduces the risk of accidental opening. The Keylock system avoids accidental snags during maneuvers.

### Usage activities






SCAFFOLDING AND TRESTELS

METAL STRUCTURES

TREECLIMBING / ARBORICULTURE

TACTICAL

## ITEM CODES

Item	Standards	Material		Colour	 (kN)	 (kN)	 (kN)	 (g)	Shape	A (mm)	B (mm)	C (mm)	D (mm)	E (mm)	Sleeve	Features
7150XNNNNKK	EN 12275/K UIAA EN 362/T	Alu alloy	Keylock	Black	30	10	15	205	Special	175	70	/	15	26	Double gate	Eye